

# CTX

40/70

3-WHEEL TOW TRACTOR  
ELECTRIC 48 VOLT  
4000/7000 kg  
(8818/15432 lbs.)




**CLARK**<sup>®</sup>  
**THE FORKLIFT**





- The low step height means frequent entry and exit is easy and less tiring for the operator.

- Superelastic tyres provide a soft ride and allow for indoor/outdoor operation.



### Highly Maneuverable, Easily Serviceable, Broadly Flexible, Extremely Dependable

This electric tow tractor proudly adds to CLARK's unique history of building the best industrial trucks with evolutionary steps in ergonomics, power, safety and performance. These models, designed for distribution, manufacturing and warehousing of all types, are suited for the toughest applications. A driver compartment with excellent ergonomics and a low access for the driver are only two examples of all the benefits these tow tractors are offering to you.



# 200kg


The large storage compartment (770x420 mm) offers you up to 200kg extra capacity for your daily operation.

- The Clark 48 Volt tow tractors with rear wheel drive are made for heavy duty applications. A good start behaviour and compact dimensions, especially the excellent maneuverability allows the use in many applications.

**Smooth Control + Easy Operation =  
Operator Confidence & Optimum Comfort**




*Products may be shown with optional equipment.*





# CTX40/70 STANDARD FEATURES & BENEFITS



## HEAVY DUTY AC DRIVE MOTORS

### ■ Fewer Parts & Minimum Wear = Less Downtime and Cost = Higher Return on Investment

- Enclosed
- Brushless
- Thermal protection
- Stall protection

## REGENERATIVE BRAKING & STEERING SYSTEM

### ■ Three Forms of Regenerative Braking

- Accelerator release. (Proportional to accelerator position)
- Change of direction. (Proportional to accelerator position)
- Service brake. (Foot Brake)

### ■ Steering System

- Mechanical system, does not rely on power assistance.
- Less downtime.
- Smooth steering feeling.
- Reduced steering effort, power steering is not necessary.



## 48 VOLT 100% AC SYSTEM

### ■ High Performance

- High performance in speed, acceleration and gradeability.

### ■ Efficient System

- Clark designed and built drive system increased strength and lower noise.

### ■ Auto Shut-Down

- Protects your investment. The motor temperature is always monitored, in case of overheating the motor performance will automatically be reduced.

### ■ More Battery Capacity

- CTX40 can accommodate 270-375 Ah battery.
- CTX70 can accommodate 345-375 Ah battery.

## Standard Equipment

- 48 Volt
- Drum Brakes
- Tilt Steer Column (38 degrees)
- Soft-Grip Steering wheel
- Wheel knob is standard
- Regenerative Braking
- Pneumatic Tyres
- Battery discharge indicator
- Full Suspension Seat (Vinyl)
- Rear Combination light
- Key switch
- Emergency Stop
- Programmable drive modes
- 100% AC drive
- Storage cargo box with 200kg capacity

## Optional Equipment

- Superelastic Tyres
- Full Suspension Seat (Cloth)
- Cabin with heater
- Backup Alarm
- Different colours
- Inching switch
- Crawl speed button



## EASY OPERATION: INCHING SWITCH & CRAWL SPEED BUTTON

- The inching switch allows movement of the CTX without sitting in the drivers position. This saves time during the hitch up operation.
- The crawl speed button reduces the top speed to walking speed to avoid accidents in critical areas.



### TILT STEER COLUMN

- 38 degrees tilt steering column fits to every driver.
- Soft-Grip Steering wheel.
- Does not reduce operators foot area.
- Wheel knob is standard.



### STABLE PLATFORM

#### ■ Storage compartment

- The large storage compartment (770x420 mm) offers up to 200kg extra capacity.
- Additional storage area behind the drivers seat.
- Built to Last quality.



### OPERATOR COMPARTMENT

- Rubber floor mat has a dampening effect and enhances the driver's comfort.
- Automotive pedal layout.
- The direction change is made by convenient hand lever.
- Large footwell to accommodate all boot sizes.
- Low access from both sides.
- Ergonomic suspension seat (vinyl).  
Adjustable to the drivers weight.



### FULLY PROGRAMMABLE AND EASY TO SERVICE

#### ■ Fully Adjustable/Programmable

- Up to 20 performance parameter settings: Acceleration, crawl speed, regenerative braking and many more settings can be adjusted to precisely match the CTX performance to application requirements.
- The wide opening hood allows easy access to all tow tractor components for regular maintenance.

#### ■ ZAPI -AC controller

- Controller with MOSFET and CAN-BusTechnology.





- We don't just build forklifts. As a company, we are also focused on providing our customers with the best possible technical service support and aftermarket parts available.

- **The CLARK PartsPRO® System** is our industry-leading electronic parts and service documentation tool that provides dealers with a quick and accurate method of identifying parts for every CLARK forklift build since 1961. Parts Pro® ensures the availability of the most current technical information and has the unique capability to create parts manuals specific to your mixed CLARK fleet, making it simple





***Clark Original Parts  
You bought the original  
Keep it that way!***

to positively identify and order the correct part(s) from your local CLARK dealer. The right CLARK part - The First Time, Every Time.

- Even though our business starts with a quality, cost effective product, our organization understands that it is the support and service that help keep your business running at peak efficiency.

**CLARK**  
**BUILT TO LAST**



**CLARK EUROPE GMBH**  
Neckarstraße 37 · D-45478 Mülheim an der Ruhr  
Tel: +49 (0)208-37 73 36-0 · Fax: +49 (0)208-37 73 36-36  
Info-europe@clarkmheu.com · [www.clarkmheu.com](http://www.clarkmheu.com)

4576424

CTX40-70

Dealer: